

GDG SERIES

GENERAL CATALOG



ALBAYRAQ ALMAASY CO., LTD.
ELECTRICAL EQUIPMENT, TOOLS, GENERATORS & SERVICES
LIBYAN COMPANY WITH LICENCE: 5469573
TEL: +218912190992 TEL: +218922190992
EMAIL: INFO@ALMAASY.COM WEBSITE: WWW.ALMAASY.COM

GROUP

GDG 7000EC

GDG 7000ECX

GDG 7000TECX



Max. Output Power	kVA[kw]A	7,0[5,6]30,4	7,0[5,6]30,4	7,0[5,6]10,1
Prime Output Power	kVA[kw]A	6,0[4,8]26,1	6,0[4,8]26,1	6,0[4,8]8,7
Power Factor	Cos Q	0,8	0,8	0,8
Frequency	Hz	50	50	50
Voltage	V	230	230	231/400
Speed	rpm	3000	3000	3000

ENGINE

Brand		Genpower	Genpower	Genpower
Model	GBE	GDE 186 FAE	GDE 186 FAE	GDE 186 FAE
Speed		3000/3600	3000/3600	3000/3600
Displacement	cc	418	418	418
Number of Cylinders	mm	1	1	1
Bore x Stroke		86 x 72	86 x 72	86 x 72
Cooling System		Air Cooled	Air Cooled	Air Cooled
Starting System	Lt	12V Electric Start	12V Electric Start	12V Electric Start
Running Time - %50 loading	Hour	12	12	12
Fuel	Lt / h	Diesel	Diesel	Diesel
Oil Capacity	Lt	1,65	1,65	1,65
Fuel Tank Capacity		14,5	14,5	14,5

ALTERNATOR

Type		Synchron Alternator	Synchron Alternator	Synchron Alternator
Phase		Single Phase	Single Phase	Three Phase
Voltage Ratio		AVR	AVR	AVR
Protection Class		IP 23	IP 23	IP 23
Insulation Class		H/F	H/F	H/F
Wire	100%	Copper	Copper	Copper
THD (Total Harmonic Distortion)	%	≤10-15	≤10-15	≤10-15

OTHER DETAILS

Sound Proof Canopy		(70-75 dBA)	Super Silent(63-66 dBA)	Super Silent(63-66 dBA)
Schuko witp Cap		2 pcs 16A	2 pcs 16A, 1 pcs 32A CEE	2 pcs 16A, 1 pcs 32A CEE
Digital Panel		1 pcs	1 pcs Multi Functions	1 pcs Multi Functions
ATS Socket		1 pcs	1 pcs	1 pcs

DIMENSIONS

Width	Net(with Box)-mm	550 (565)	645 (660)	645 (660)
Length	Net (with Box) -mm	850 (945)	995 (1030)	995 (1030)
Height	Net (with Box) -mm	750 (760)	890 (910)	890 (910)
Weight	Net (with Box) -Kg	149 (155)	207 (217)	207 (217)



GROUP

GDG 9000ECX

GDG 9000TECX

GDG 9500EC



Max. Output Power	kVA[kW]A	8,8[7,0]38,3	8,8[7,0]12,7	8,8[7,0]38,3
Prime Output Power	kVA[kW]A	7,5[6,0]32,6	7,5[6,0]10,8	7,5[6,0]32,6
Power Factor	Cos Q	0,8	0,8	0,8
Frequency	Hz	50	50	50
Voltage	V	230	231/400	230
Speed	rpm	3000	3000	3000

ENGINE

Brand		Genpower	Genpower	Genpower
Model	GBE	GDE 192 FE	GDE 192 FE	GDE 192FE
Speed		3000/3600	3000/3600	3000/3600
Displacement	cc	499	499	499
Number of Cylinders	mm	1	1	1
Bore x Stroke		92 x 75	92 x 75	92 x 75
Cooling System		Air Cooled	Air Cooled	Air Cooled
Starting System	Lt	12V Electric Start	12V Electric Start	12V Electric Start
Running Time - %50 loading	Hour	12	12	12
Fuel	Lt / h	Diesel	Diesel	Diesel
Oil Capacity	Lt	1,65	1,65	1,65
Fuel Tank Capacity		14,5	14,5	14,5

ALTERNATOR

Type		Syncon Alternator	Syncon Alternator	Syncon Alternator
Phase		Single Phase	Single Phase	Single Phase
Voltage Ratio		AVR	AVR	AVR
Protection Class		IP 23	IP 23	IP 23
Insulation Class		H/F	H/F	H/F
Wire	100%	Copper	Copper	Copper
THD (Total Harmonic Distortion)	%	≤10-15	≤10-15	≤10-15




OTHER DETAILS

Sound Proof Canopy		Super Silent(63-66 dBA)	Super Silent(63-66 dBA)	(70-75dBA)
Schuko witp Cap		2 pcs 16A, 1 pcs 32A CEE	2 pcs 16A, 1 pcs 32A CEE	2 pcs 16A
Digital Panel		1 pcs Multi Functions	1 pcs Multi Functions	1 pcs
ATS Socket		1 pcs	1 pcs	1 pcs

DIMENSIONS

Width	Net (with Box) -mm	645 (660)	645 (660)	550 (565)
Length	Net (with Box) -mm	995 (1030)	995 (1030)	935 (945)
Height	Net (with Box) -mm	890 (910)	890 (910)	850 (860)
Weight	Net (with Box) -Kg	210 (220)	210 (220)	177 (180)



GROUP		GDG 950TEC	GDG 1200EC	GDG 1200TEC
				
Max. Output Power	kVA[kW]A	8,8[7,0]12,7	12,0[9,6]52,2	12,0[9,6]17,3
Prime Output Power	kVA[kW]A	7,5[6,0]10,8	10,0[8,0]43,5	10,0[8,0]14,5
Power Factor	Cos Q	0,8	0,8	0,8
Frequency	Hz	50	50	50
Voltage	V	231/400	230	231/400
Speed	rpm	3000	3000	3000
ENGINE				
Brand		Genpower	Genpower	Genpower
Model	GBE	GDE 192FE	GDE 1100 FE	GDE 1100 FE
Speed		3000/3600	3000/3600	3000/3600
Displacement	cc	499	667	667
Number of Cylinders	mm	1	1	1
Bore x Stroke		92 x 75	100 x 85	100 x 85
Cooling System		Air Cooled	Air Cooled	Air Cooled
Starting System	Lt	12V Electric Start	12V Electric Start	12V Electric Start
Running Time - %50 loading	Hour	12	18	18
Fuel	Lt / h	Diesel	Diesel	Diesel
Oil Capacity	Lt	1,65	2	2
Fuel Tank Capacity		30	30	30
ALTERNATOR				
Type		Synchron Alternator	Synchron Alternator	Synchron Alternator
Phase		Three Phase	Single Phase	Three Phase
Voltage Ratio		AVR	AVR	AVR
Protection Class		IP 23	IP 23	IP 23
Insulation Class		H/F	H/F	H/F
Wire	100%	Copper	Copper	Copper
THD (Total Harmonic Distortion)	%	≤10-15	≤10-15	≤10-15
OTHER DETAILS				
Sound Proof Canopy		(70-75dBA)	(70-75dBA)	(70-75dBA)
Schuko witp Cap		2 pcs 16A	2 pcs 32A CEE, 1 pcs Terminal	2 pcs 16A CEE, 1 pcs Terminal
Digital Panel		1 pcs	1 pcs	1 pcs
ATS Socket		1 pcs	1 pcs	1 pcs
DIMENSIONS				
Width	Net (with Box) -mm	550 (565)	680 (720)	680 (720)
Length	Net (with Box) -mm	935 (945)	1100 (1175)	1100 (1175)
Height	Net (with Box) -mm	850 (860)	860 (875)	860 (875)
Weight	Net (with Box) -Kg	177 (180)	210 (215)	210 (215)



Our Certificates





ALBAYRAQ ALMAASY CO., LTD.

ELECTRICAL EQUIPMENT, TOOLS, GENERATORS & SERVICES

☎: +218912190992

🌐: www.almaasy.com

☎: +218922190992

✉: info@almaasy.com